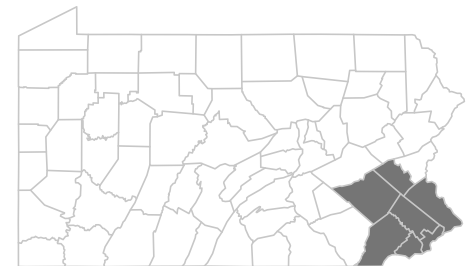


# The Economic Value of Montgomery County Community College



Montgomery County Community College (MCCC) creates a significant positive impact on the business community and generates a return on investment to its major stakeholder groups—students, taxpayers, and society. Using a two-pronged approach that involves an economic impact analysis and an investment analysis, this study calculates the benefits received by each of these groups. Results of the analysis reflect fiscal year (FY) 2021-22.



THE MCCC SERVICE AREA

## Economic impact analysis

In FY 2021-22, MCCC added **\$817.1 million** in income to the MCCC Service Area<sup>1</sup> economy. Expressed in terms of jobs, MCCC's impact supported **9,139 jobs**.

### Operations spending impact

- MCCC employed 1,239 full-time and part-time faculty and staff. Payroll amounted to \$59.6 million, much of which was spent in the region for groceries, mortgage and rent payments, dining out, and other household expenses. The college spent another \$42.4 million on day-to-day expenses related to facilities, supplies, and professional services (excluding construction).

<sup>1</sup> For the purposes of this analysis, the MCCC Service Area is comprised of Berks, Bucks, Chester, Delaware, Lehigh, Montgomery, and Philadelphia Counties in Pennsylvania.

- The net impact of the college's operations spending added **\$82.4 million** in income to the regional economy in FY 2021-22.

### Construction spending impact

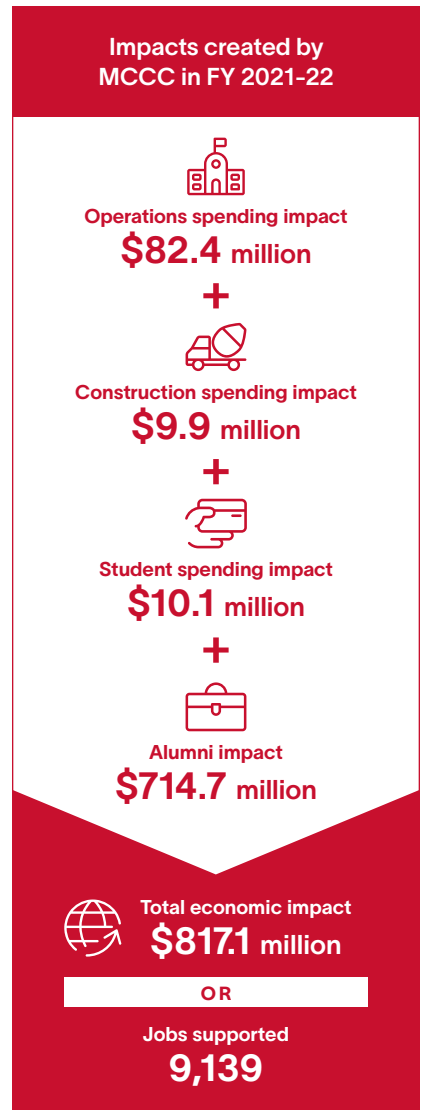
- MCCC invests in construction each year to maintain its facilities, create additional capacities, and meet its growing educational demands, generating a short-term infusion of spending and jobs in the regional economy.
- The net impact of MCCC's construction spending in FY 2021-22 was **\$9.9 million** in added income for the MCCC Service Area.

### Student spending impact

- Around 3% of credit students attending MCCC originated from outside the region. Some of these students relocated to the MCCC Service Area. In addition, some in-region students, referred to as retained students, would have left the MCCC Service Area for other educational opportunities if not for MCCC. These relocated and retained students spent money on groceries, mortgage and rent payments, and other living expenses at regional businesses.
- The expenditures of relocated and retained students in FY 2021-22 added **\$10.1 million** in income to the MCCC Service Area economy.

### Alumni impact

- Over the years, students have studied at MCCC and entered or re-entered the workforce with newly-acquired knowledge and skills. Today, hundreds of thousands of these former students are employed in the MCCC Service Area.
- The net impact of MCCC's former students currently employed in the regional workforce amounted to **\$714.7 million** in added income in FY 2021-22.



## Investment analysis

### Student perspective

- MCCC's FY 2021-22 students paid a present value of **\$36.4 million** to cover the cost of tuition, fees, supplies, and interest on student loans. They also forwent **\$37.8 million** in money that they would have earned had they been working instead of attending college.
- In return for their investment, students will receive a cumulative present value **\$351.3 million** in increased earnings over their working lives. This translates to a return of **\$4.70** in higher future earnings for every dollar students invest in their education. Students' average annual rate of return is **18.7%**.

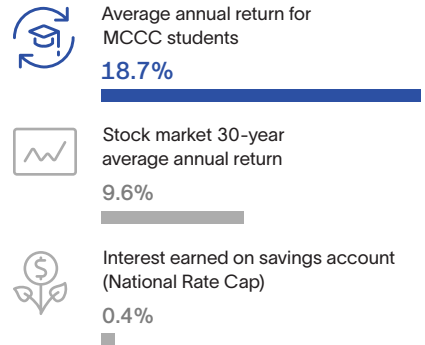
### Taxpayer perspective

- Taxpayers provided MCCC with **\$55.2 million** of funding in FY 2021-22. In return, they will benefit from added tax revenue, stemming from students' higher lifetime earnings and increased business output, amounting to **\$119 million**. A reduced demand for government-funded services in Pennsylvania will add another **\$8.9 million** in benefits to taxpayers.
- For every dollar of public money invested in MCCC, taxpayers will receive **\$2.30** in return, over the course of students' working lives. The average annual rate of return for taxpayers is **5.5%**.

### Social perspective

- In FY 2021-22, Pennsylvania invested **\$173.1 million** to support MCCC. In turn, the Pennsylvania economy will grow by **\$1.6 billion**, over the course of students' working lives. Society will also benefit from **\$23.2 million** of public and private sector savings.
- For every dollar invested in MCCC in FY 2021-22, people in Pennsylvania will receive **\$9.30** in return, for as long as MCCC's FY 2021-22 students remain active in the state workforce.

### Students see a high rate of return for their investment in the MCCC



Source: Forbes' S&P 500, 1992-2021. FDIC.gov, 2-2022.

