

# Brainfuse Faculty Guide

Brainfuse provides your students with live online tutoring, writing lab assistance, and a wide range of academic support tools. As an instructor, you'll have full access to these student features and tools. In addition, Brainfuse provides the faculty with the ability to review their enrolled students' activity on Brainfuse, check their students' usage of Brainfuse, and prescribe tutoring support to their students, individually or by course.

## Quick Links

Use the links below to quickly jump to a section of the Brainfuse Faculty Guide.

[My Courses](#)

[Student Features](#)

[Usage Details](#)

[About Brainfuse](#)

[Creating an Assignment](#)

## How do I get started?

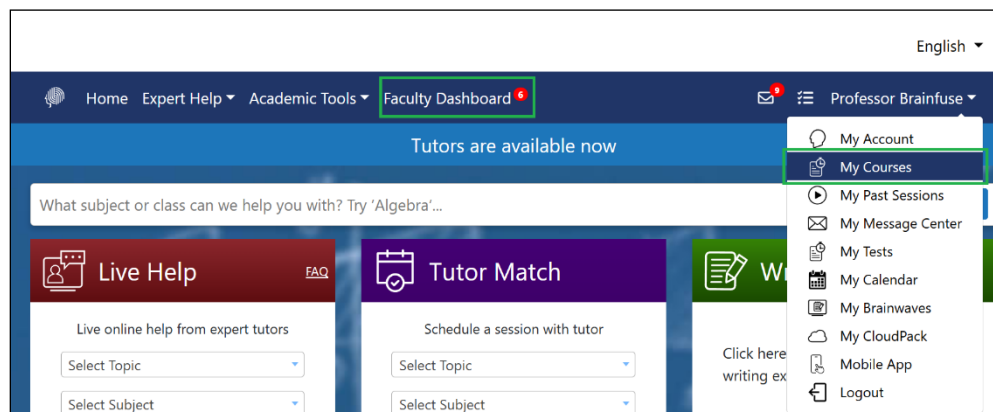
Your Brainfuse account is automatically created through your learning management system (LMS). To access Brainfuse, your faculty account, and all student features, click on the Brainfuse tool found in your LMS. At any time, please feel free to contact our support team for assistance:

email: [support@brainfuse.com](mailto:support@brainfuse.com)

phone: 1-866-272-4638, Ext. 510.

## Faculty Features

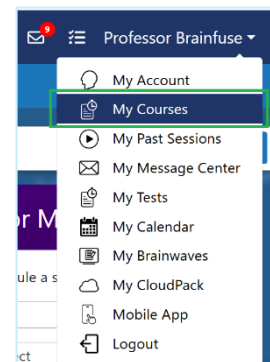
The faculty view of Brainfuse is nearly identical to the student view, providing you with full access to all **Student Features**. However, as a faculty member, you will see the faculty features as well, including an added tab at the top of your Brainfuse homepage called **Faculty Dashboard**, and a **My Courses** account feature in the drop-down menu when you hover over your name.



## My Courses:

Using the My Courses feature, you are able to view all of your active courses and access your enrolled students' Brainfuse usage, allowing you insight into the support provided by tutors through Brainfuse.

To access your courses, hover over your name in the upper right corner and select **My Courses** from the drop-down menu.



1. All your active courses found in your LMS will appear in your courses list. To view your students in a particular course, select the course name to open the Course Details.

Courses				
Semester: 01/01/2020 - 12/31/2028 2020				
Id	Name	LMS Id	Membership Type	Account Name
<a href="#">310 sis id space</a>	<a href="#">310 sis id space</a>	11	INSTRUCTOR	Test Faculty Dashboard

2. The course details will display the course ID, the course name, the LMS ID, and all of the users enrolled in the course. To view a student's details, select the student's username to open the Student Profile.

Course Details

Id: 310 sis id space

Name: 310 sis id space

LMS Id: 11

Semester 01/01/2020 - 12/31/2028 2020

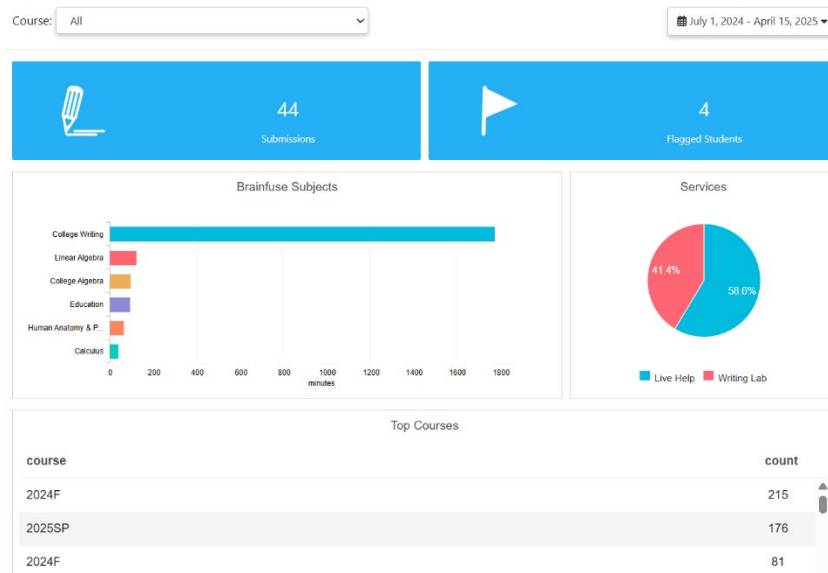
User Foreign Id	User Name	Name	Membership Type	Account Name	Create Date
tgaj	<a href="#">BrainfuseFaculty2</a>	Thomas(AlM) A Gaj	INSTRUCTOR	Test Faculty Dashboard	1/22/2020
sam	<a href="#">IbEZhao</a>	Eric Zhao	STUDENT	Test Faculty Dashboard	1/22/2020
elizestudent	<a href="#">ElizeStudent</a>	Elize Student	STUDENT	Test Faculty Dashboard	1/22/2020

3. The Student Profile will grant you access to the following details about your student's Brainfuse usage:
  - a. **Session Logs:** This option allows you to view all of your student's live, online tutoring session recordings.
  - b. **Session Schedule:** Use this option to view all of your student's scheduled tutoring sessions
  - c. **Quiz Feedback:** If your student has completed a test or quiz on Brainfuse, the results will appear here for your review.
  - d. **Writing Lab:** This option allows you to view all of your student's Writing Lab submissions, including the file the student submitted and the file they received from a tutor.
  - e. **Session Report:** Use this option to see all of the tutor provided notes and details about each session completed.

Main	IbEZhao Profile	
<a href="#">Session Logs</a>	User ID:	770230
<a href="#">Session Schedule</a>	Account:	Test Faculty Dashboard
<a href="#">Quiz Feedback</a>	Type:	Student
<a href="#">Writing Lab</a>	Time Zone:	EDT
<a href="#">Session Report</a>		

## Faculty Dashboard: Usage Detail:

Through Faculty Dashboard, you have access to view your enrolled students' usage from a quick glance overview. This dashboard will display your students' activity across all of your courses, providing you a complete picture of how your students use Brainfuse during the noted timeframe.

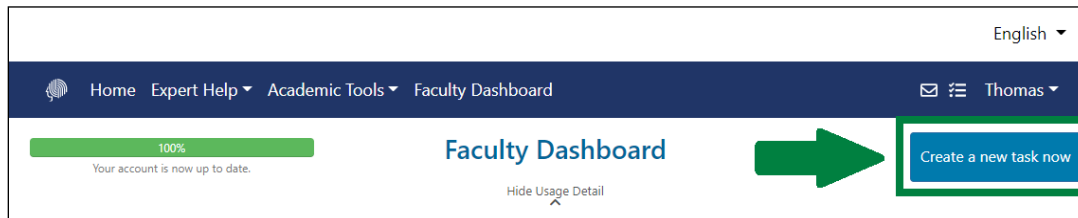


## Faculty Dashboard: Tutoring Tasks:

Through Faculty Dashboard, you can individualize and manage your students' Live Help, Tutor Match, or Writing Lab experience.

### Creating an Assignment:

- To create an assignment, click on **Create a new task now** as shown below to create a tutoring assignment for your students.

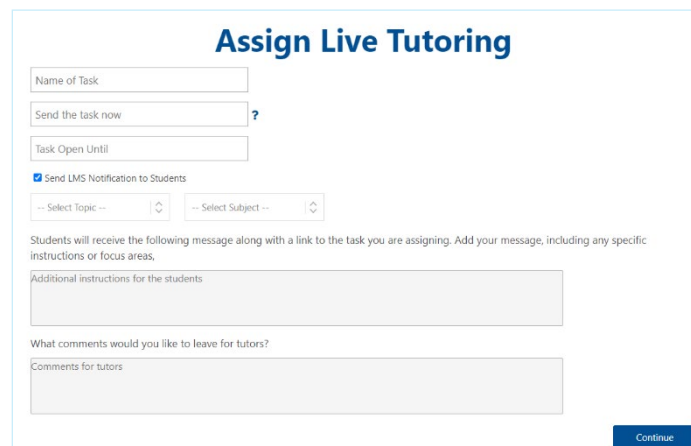


- Next, select the type of tutoring assignment.



## Live Tutoring & Tutor Match Assignment

1. To create a live tutoring assignment, select Live Tutoring. To create a Tutor Match assignment, select Tutor Match. Once selected, enter the details necessary for the assignment. Once the details are updated, select Continue.



**Assign Live Tutoring**

Name of Task

Send the task now  ?

Task Open Until

☒ Send LMS Notification to Students

-- Select Topic --  -- Select Subject --

Students will receive the following message along with a link to the task you are assigning. Add your message, including any specific instructions or focus areas.

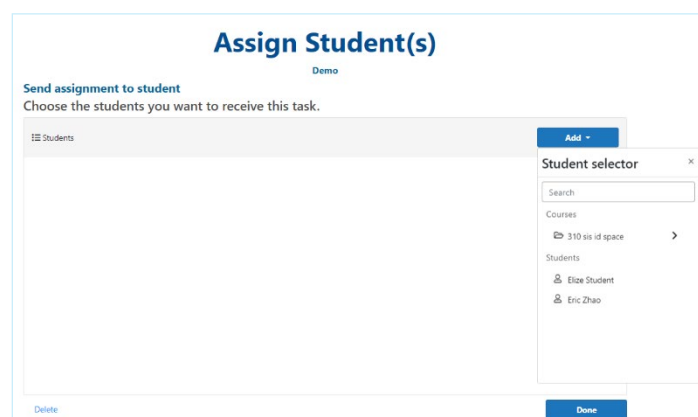
Additional instructions for the students

What comments would you like to leave for tutors?

Comments for tutors

[Continue](#)

2. Next, add the students who should receive the assignment. Click on **Add** to see the list of courses and students. The courses or students you select will receive this assignment. After selecting all of the students you want to assign the task to, click on **Done**.



**Assign Student(s)**

Demo

Send assignment to student

Choose the students you want to receive this task.

Students

[Add](#)

**Student selector**

Search

Courses

☒ 310 sis id space >

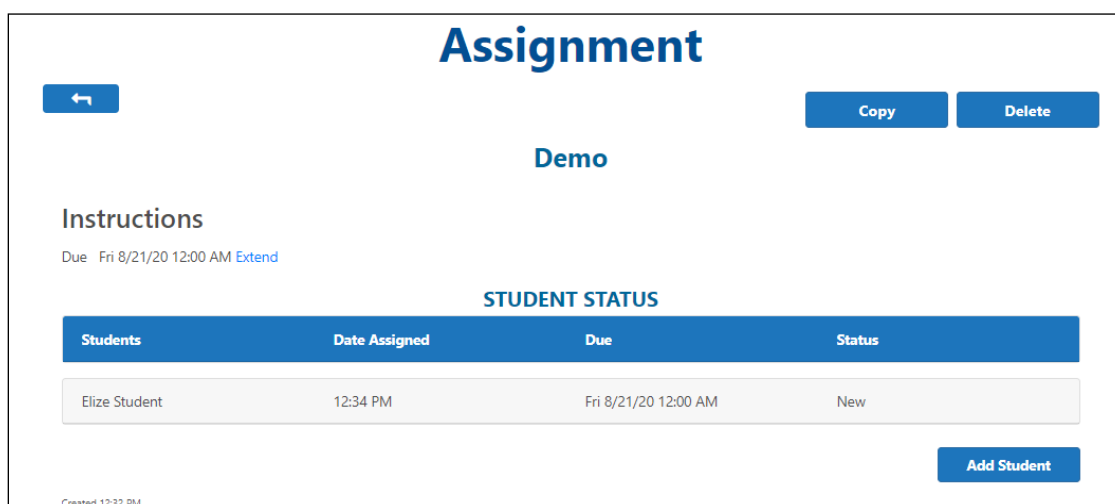
Students

☒ Elize Student

☒ Eric Zhao

[Delete](#) [Done](#)

3. Once you click Done, you will then be directed to the Task Status page. From here, you can view the student assigned, the date assigned, the due date and the current status for each student. You can also copy the assignment for other courses and students, delete the assignment, or add more students for the same assignment. The due date can also be extended from this page.



**Assignment**

[←](#) [Copy](#) [Delete](#)

**Demo**

**Instructions**

Due Fri 8/21/20 12:00 AM [Extend](#)

**STUDENT STATUS**

Students	Date Assigned	Due	Status
Elize Student	12:34 PM	Fri 8/21/20 12:00 AM	New

[Add Student](#)

Created 12:32 PM

## Writing Lab Assignment

1. The Writing Lab assignment process is similar to the live tutoring and Tutor Match process! To begin, select **Writing Lab** to create a Writing Lab assignment for students.

# Assign Tutoring Assistance

Please select which tutoring task you would like to create:

## Live Tutoring

Assign a student a live online tutoring session that focuses on a specific skill or subject

## Writing Lab

Invite specified students to submit papers to the Brainfuse Writing Lab for expert analysis

## Tutor Match

Assign a student to schedule a session with tutors using TutorMatch

2. Enter the required details for the assignment.

- a. *Please note: If you do not see the type of paper that you want to assign, you can contact [info@brainfuse.com](mailto:info@brainfuse.com) to see if it can be added to the list.*

## Assign Writing Lab Assistance

Name of Task

Send the task now ?

Task Open Until

☒ Send LMS Notification to Students

Please select the type of paper the student is submitting to the writing tutor.

- ☐ Academic Essay
- ☐ Academic Paper
- ☐ Academic Summary
- ☐ Admissions Essay
- ☐ Analysis Essay
- ☐ Argumentative/Persuasive Essay
- ☐ Business Writing
- ☐ Creative Writing
- ☐ ESL Writing
- ☐ GRE Practice Essay
- ☐ History Paper
- ☐ Nursing Essay
- ☐ Paragraph
- ☐ Personal Essay
- ☐ Personal Narrative
- ☐ Poetry
- ☐ Process Paper
- ☐ Profile Essay
- ☐ Proposal
- ☐ Research Paper
- ☐ Resume/Cover Letter
- ☐ Short Story

Continue

3. Next, select the correct formatting style and writing elements that you want the student to focus on. This information will also be provided to the tutor.


4. Click on **Choose File** to upload your instructions or other relevant documents for the student. Click on **Continue** after you are done selecting and inputting the instructions for your student.
  - a. Please Note: This file and the instructions you include for the student will not be provided to the tutor.

5. As with live tutoring assignments, select your course to add the student or students who need to receive this writing lab assignment and click on **Done** as pictured below.

Students	Date Assigned	Due	Status
Elize Student	12:34 PM	Fri 8/21/20 12:00 AM	New


6. You will then be directed to the Task Status page. From here, you can view the student name, date assigned, due date and the status. You can also copy the assignment for other courses and students, delete the assignment, or add more students for the same assignment. The due date can also be extended from this page.


# Essential Student Features & Use Cases

 **Live Help**

-- Select Grade --

-- Select Subject --

 Check Tutor Availability

 Preferences

Connect

Don't want a live session? [Send a question](#)

**Live Help:** To get immediate online tutoring support, students select a topic and subject from the drop-down menu, click “Connect,” and begin working with a live tutor through the Brainfuse Whiteboard.

**Live Help History & Receipts:** All Brainfuse tutoring sessions are automatically recorded and saved for students to access anytime. Students can email their session recordings or download a receipt to verify a past tutoring session.


**Live Help Use Case:** If a student would benefit from tutoring support through Brainfuse, consider directing them to Brainfuse and asking them to upload

the Live Session Receipt (as part of an assignment) or email the session recording for your review at any time. **Live Tutoring can also be assigned as a tutoring task through Faculty Dashboard.**

**Tutor Match:** To schedule an appointment for tutoring support with a Montco Tutor, students select a topic and subject from the drop-down menu, click “Schedule,” and can view the tutor availability for a scheduled tutoring session.

**Tutor Match Offerings:** Students have the option to

schedule a one-on-one online tutoring appointment or an in-person tutoring appointment at Blue Bell or Pottstown campuses, with a Montco Tutor.

















 **Tutor Match**

Select Topic





Select Subject

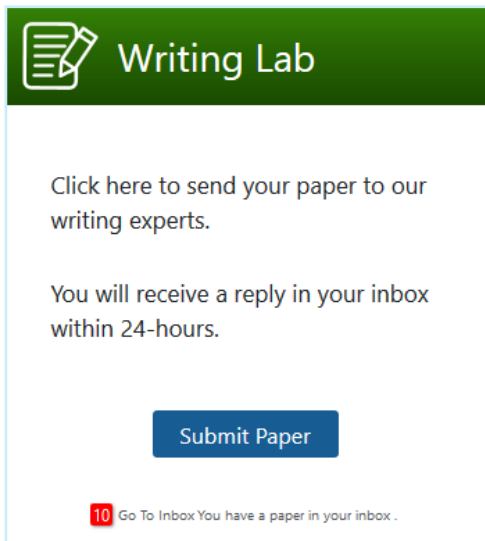
Schedule

## Past Sessions

< Previous	1	2	3	4	5	6	7	8	9	10	11	Next >
	Finance	Tue 1/25/2022 10:13 AM to 10:28 AM										
	Accounting	Tue 1/25/2022 9:59 AM to 10:13 AM										
	Biology	Tue 1/25/2022 9:46 AM to 9:56 AM										
	Calculus	Tue 1/25/2022 9:43 AM to 9:46 AM										

**Tutor Match Use Case:** If a student would benefit from tutoring support at a scheduled time, consider directing them to Brainfuse to schedule a session. **Tutor Match sessions can also be assigned as a tutoring task through Faculty Dashboard.**

	<b>Sara Garcia</b> Teacher for 18 years. I enjoy helping students excel in their education!	<b>03:45pm-04:45pm</b> In Person/Room // Location // Building	Select
	<b>Fred W.</b> Spreading the joy of English and literature. Enjoying life doing the work I love while listening to the greatest music available.	<b>04:00pm-05:00pm</b> Group Appointment	Select
	<b>James C.</b> Live Long and Prosper. Teacher for 10 years. Learner for life.	<b>04:00pm-05:00pm</b>	Select
	<b>Jessica Gilbert</b> Writing and math are my expertise I love to garden and enjoy working with students	<b>04:00pm-05:00pm</b>	Select



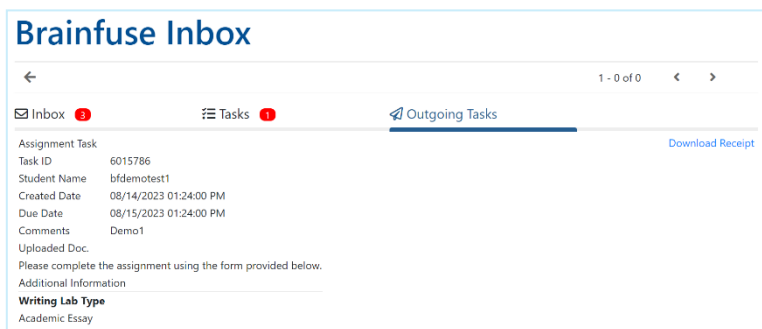
**Writing Lab:** Students can submit their papers to a tutor for feedback to help in their revision process. Students select “Submit Paper” and follow the prompts to provide their tutor with details about the assignment expectations. Students receive their feedback within 24 hours.

**Writing Lab Receipts & Tutor Feedback:** All Writing Lab submissions are saved for student access from their Brainfuse account at any time. Students can access their reviewed papers and download the file from their Brainfuse Inbox. If a paper is still under review by a tutor, students can download a PDF receipt with the submission details to verify a pending review.

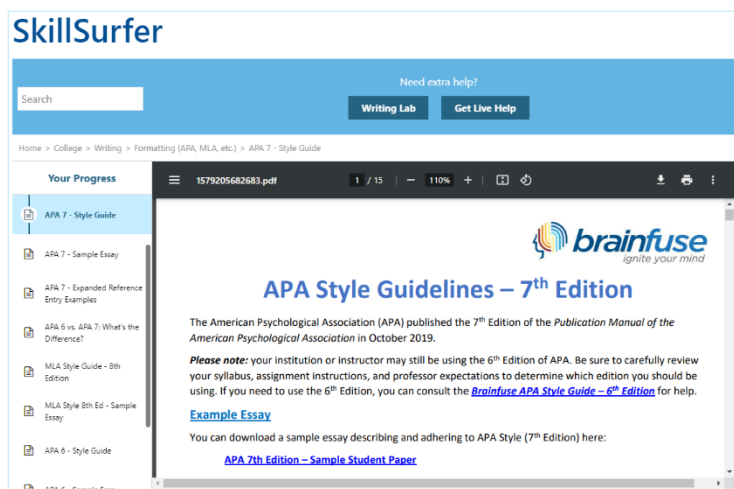
**Writing Lab Use Case:** If a student would benefit from

Writing Lab support through Brainfuse, consider directing them to Brainfuse to submit their paper. Students can then upload the Writing Lab Receipt or the tutor’s feedback as part of an assignment. **A Writing Lab submission can also be assigned as a tutoring task through Faculty Dashboard.**

**SkillSurfer:** Through SkillSurfer, students can access a growing library of self-guided lessons, practice tests, and videos. Content areas include college subjects, career readiness, and specialized exams like GRE, NCLEX, and PRAXIS. Though tutors are not actively involved, students can easily connect to a tutor by selecting “Get Live Help” in any lesson.




**SkillSurfer Use Case:** If a student would benefit from additional content, requires more practice, or needs resources to help prepare for future goals, consider directing students to the SkillSurfer for unlimited, self-paced learning.



**Flashbulb:** Students can create their own flashcards or draw from an extensive library of flashcard sets that can be transformed into games, practice tests, study tables, and more.


**Flashbulb Use Case:** Flashbulb sets may be helpful for students studying practice, terminology, scenarios, and more. When students create their Flashbulb sets, they can share them with peers as part of a study group, group project, or assignment.





Search

Create



Dashboard

Home >> Math >> Advanced Stats

Correct Cards (0)

Incorrect Cards (0)

retry

Question

Binomial Experiment

show Answer first

Binomial Distribution

Remaining Cards (22)

restart

shuffle

0:02 [Continue](#)

Flashcards

NoFlip Flash

Study Table

Matching

Crossword

Unscramble

Type In

Quiz

Test

Hangman

Bug Match

Hungry Bug

Chopped Words

Targets

Notes

Export

Print

Edit

9 | [Return to Top](#)

# About Us

## What is Brainfuse?

Brainfuse develops and provides virtual learning solutions for colleges, universities, K-12 schools, and libraries. Our philosophy is anchored in adherence to high standards and user-centered technology to build a better educational experience for learners of different backgrounds. Brainfuse helps students and job seekers reach their goals by connecting them with qualified online tutors and job coaches anytime, anywhere. Users can also initiate and organize online meetings for peer-to-peer learning. The Brainfuse learning platform gives power to students to better manage learning outcomes by seamlessly integrating with the latest online technology.

## Who are your tutors?

Brainfuse tutors are screened, trained, and managed directly by Brainfuse. Our tutors are recruited from a diverse tutoring pool and include a mix of professional tutors, retired instructors, graduate students, and college faculty members. Only tutors with proven backgrounds in tutoring/teaching in their respective fields are hired by Brainfuse. All Brainfuse tutors have a bachelor's degree, with more than 95% holding a master's degree or a Ph.D. in their field. Our tutors undergo a comprehensive background review and complete a rigorous training process before working with students.

## Questions?



[info@brainfuse.com](mailto:info@brainfuse.com)



1-866-BRAINFUSE